



### District Report Card: 2017


<b>State:</b> Sikkim	<b>District:</b> North Sikkim
<b>Class:</b> 8	<b>Subject:</b> Mathematics
<b>Schools:</b> 27	<b>Students:</b> 469


### Participation/Coverage


#### Students

<div>GENDER</div> <div></div>	Boys		Girls	
	Number	%	Number	%
	216	46.06	253	53.94

<div>AREA</div> <div></div>	Rural		Urban	
	Number	%	Number	%
	453	96.59	16	3.41

<div>CATEGORY</div> <div></div>	SC		ST		OBC		GEN	
	Number	%	Number	%	Number	%	Number	%
	19	4.05	353	75.27	63	13.43	34	7.25

<div>CWSN</div> <div></div>	LD	VI	HI	S&LD	ID	Oth
	3	2	0	4	2	3

<div>Management</div> <div></div>	Government		Government-aided	
	Number	%	Number	%
	404	86.14	65	13.86

### Average Performance of Students in Mathematics (%)

Overall	Gender		Area		Management		Social Group			
	Male	Female	Rural	Urban	Govt.	Aided	SC	ST	OBC	GEN
30.69	31.36	30.12	30.88	25.42	30.89	29.44	24.56	30.80	27.94	38.04

## Performance on Learning Outcomes (LOs)

Learning Outcomes	Description	Average Performance(%)
M601	Solves problems involving large numbers by applying appropriate operations	33.77
M606	Solves problems on daily life situations involving addition and subtraction of fractions / decimals	24.68
M620	Finds out the perimeter and area of rectangular objects in the surroundings like floor of the class room, surfaces of a chalk box etc.	24.71
M621	Arranges given/collected information in the form of table, pictograph and bar graph and interprets them	21.65
M702	Interprets the division and multiplication of fractions	29.42
M705	Solves problems related to daily life situations involving rational numbers	30.06
M706	Uses exponential form of numbers to simplify problems involving multiplication and division of large numbers	25.21
M707	Adds/subtracts algebraic expressions	41.15
M710	Solves problems related to conversion of percentage to fraction and decimal and vice versa	23.95
M717	Finds out approximate area of closed shapes by using unit square grid/graph sheet	27.71
M719	Finds various representative values for simple data from her/his daily life contexts like mean, median and mode	41.14
M721	Interprets data using bar graph	39.92
M801	Generalizes properties of addition, subtraction, multiplication and division of rational numbers through patterns	19.33
M802	Finds rational numbers between two given rational numbers	34.03
M803	Proves divisibility rules of 2, 3, 4, 5, 6, 9 and 11	27.71
M804	Finds squares, cubes, square roots and cube roots of numbers using different methods	25.21
M808	Uses various algebraic identities in solving problems of daily life	28.99
M812	Verifies properties of parallelogram and establishes the relationship between them through reasoning	28.57
M818	Finds surface area and volume of cuboidal and cylindrical object	30.25
M819	Draws and interprets bar charts and pie charts	36.89

Range of Performance of Students who Answered Correctly							
Below 30%		30% - 50%		50% - 75%		Above 75%	
Number	%	Number	%	Number	%	Number	%
244	52.03	181	38.59	39	8.32	5	1.07

## Lowest Performing Learning Outcomes (LOs)

1 - Generalizes properties of addition, subtraction, multiplication and division of rational numbers through patterns (19.33)

2 - Arranges given/collected information in the form of table, pictograph and bar graph and interprets them (21.65)

3 - Solves problems related to conversion of percentage to fraction and decimal and vice versa (23.95)

4 - Solves problems on daily life situations involving addition and subtraction of fractions / decimals (24.68)

5 - Finds out the perimeter and area of rectangular objects in the surroundings like floor of the class room, surfaces of a chalk box etc. (24.71)